




September/October 2025 Newsletter

Kathy Allen, Editor

Post Office Box 12346, Prescott, Arizona 86304
Meets the fourth Saturday of most months
See the calendar at the end of the newsletter

President's Message by Chuck Brown



I'm really proud to be part of such an active and engaged community of woodturners. When I listed all the upcoming events in the last couple of meeting announcements, I was honestly amazed by how much this Club has going on. And as we head into fall, there's even more planned!

While our activities center around woodturning, they're also great opportunities to connect socially and share our craft with the community. I truly enjoy getting to know our new members, catching up with longtime members, and diving deeper into our craft together. It's fun, fulfilling, and rewarding—and I hope you feel the same way.

At our last meeting, I asked folks what we could do to make meetings better: what should we do more of, and what could we do less of? I received two great suggestions that will be followed up on. I also want to ask those who weren't at the meeting: is there something we can do to encourage your attendance and are there any aspects of the meetings that keep you away? Feel free to email any Board member or chat with us next time you see us.

It's important to remember: these meetings are for *you*, the members—not just for the Board. So, your voice matters. Don't hesitate to share your thoughts!

Just so you know, the first item on the agenda at every Board of Directors meeting is a review of the most recent general meeting. Valuable feedback is received each time.

That said, we're thrilled that about 50% of our members attend each meeting—that's a turnout most woodturning clubs only dream of. And our Tuesday breakfasts regularly bring in 15 to 20 members. If you haven't joined us yet, come check it out—it's a great time.

Lastly, two big shoutouts. First to Larry O'Brien for an excellent demonstration on filling cracks with turquoise. The sheer number of questions clearly showed how valuable the demonstration was. And to Savannah Murphy for stepping in to help run the A/V alongside Ric Davis at our last meeting. The video presentation quality is getting close to professional! (You can always count on Gen Z to be right at home with tech.) Thanks, Savannah!

Enjoy the rest of your summer!



Picture from shutterstock.com

A Note from your Newsletter Editor

As part of a book club, I recently read a book on how to stay healthy throughout your life. Of course, diet and exercise were emphasized as were sleep, keeping our minds active and maintaining social contact, all of which are mentioned frequently in the news as people try to stay healthier. While reading the book, I thought about how woodturning and PAW contribute to the health of our members. *Diet:* Ginnie's monthly treats at general meetings give us the opportunity to enjoy a treat which satisfies a craving for sweets without eating too many, even if we'd like more. *Exercise:* Woodturning itself is a form of exercise. Holding the handles of gouges and other tools keeps our grip strength stronger. Balance and muscle control are activated when we move along the lathe to follow a cut. *Sleep:* A good day of woodturning helps us sleep better, unless we lose sleep trying to analyze some 'new design opportunity.' *Keeping our minds active:* Woodturning requires thinking through designs, evaluating why something does or doesn't work, and mentally celebrating our successes. Staying safe with sharp tools and a rapidly spinning lathe keeps our minds active through every project. *Maintaining social contact:* PAW as a club provides social contact and friendships through the many activities and events that occur each month.

Membership in this club and woodturning in the shop make positive impacts on our health. So, keep developing and enjoying friendships in the club and keep turning for fun and staying healthy.

Kathy Allen, Newsletter Editor



Photo by jadimages

Table of Contents


July General Meeting	Pages 5-7
July Tuesday Demo	Page 8
Library Display	Page 9
August General Meeting	Pages 10-11
Partnership with Yavapai College	Page 12
Chips ‘n Grits	Page 13
WIT Workshops	Pages 14-15
Safety First, AED	Page 16
Treasurer Change	Page 17
Library News	Page 18
Website News	Page 19
Mentor Teaches Members	Page 19
Member Profiles and Anniversaries	Pages 20-23
Tuesday Breakfasts and Woodettes Luncheons	Pages 24-25
PAW is Generous	Pages 26-27
Vendors	Page 28
Calendar	Pages 29-30
Extra Photos Gallery	Pages 31+

PAW July General Meeting: August 2, 2025

The July meeting had been postponed from July 26th due to the unavailability of YEI on that date. Fifty-seven members adjusted their schedules and joined on this date. The club has 114 members at this time.

President Chuck Brown called the meeting to order at 12:15 p.m. and gave a tour of the new larger screen, the confidence monitor that had been added to the frame for the demonstrators and the box that had been built by Dean Humphrey to house the audio-visual equipment.

Program Director Ken Allen introduced Dean Humphrey, long term member and Yavapai College instructor, as the demonstrator for the meeting. His plan was to demonstrate how to turn functional items, such as kitchen utensils, on the lathe.



Dean began his presentation by showing rolling pins, spurtles, and spatulas he'd made and giving a brief history of the use of wooden utensils. He included a slide show overview of the health benefits of using them and of the process of making these items. Dean then proceeded to show how to make a spurtle. He caught the attention of the audience when he brought out a large 1837 timber cutting tool that he had sharpened like a skew for making his first cuts at the lathe. Dean's instructional skills were evident as he described and showed proper stance and movement at the lathe as well as the cutting angles with the tools he was using. He had darkened the sides of his spindle blanks so it made it easier for the audience to see the piece take shape.



In the second part of his demonstration, Dean showed the steps for making a spatula. The handle was shaped with a bandsaw before turning it with a spindle roughing gouge and a skew. When asked how to scoop it out for a spoon, Dean explained that a drum sander or a tool from Arbortech could be used. He suggested that the best way to shape a rolling pin is to start in the center and work outward from there.



Dean ended his demonstration with a discussion on his method for finishing kitchen utensils. Wood has a natural tendency to fight bacteria so he doesn't apply any finish to these pieces. Instead, he sands his projects with a cordless orbital sander using grits 220 to 400, stopping at 320 grit to wet the wood to raise the grain before continuing to sand in both forward and reverse directions. He uses the Beall system to add sheen to his projects. Dean gave an excellent, informative demonstration.

After a break, Bob Zimmerman gave a safety talk and reminded everyone that it's unsafe to move the tool rest while the lathe in operation. In addition, keeping the area clean helps prevent slipping on sawdust and keeps tools from falling on the floor.

Walt Spencer gave information about the mentorship program. Members should contact him if they want to learn new approaches to turning projects. Chuck reminded everyone that Tuesday breakfasts are also good place to learn from each other.

David Kohler invited members who enjoy segmenting to a learning session on Segmenting Pro that will be held at Yavapai College.

Gary Frank asked members to consider running for Vice President for 2026.

Bruce Potter and Steve Comstock are coordinating the Empty Bowls event and encouraged members to make a few more bowls before the next meeting. Fifty were turned at this meeting so 135 bowls had been collected so far.

Show and Tell followed the announcements with some creative projects being shared with the group. The Wheel of Fortune ended the meeting with some nice prizes, including some tools. The meeting was adjourned at 3:10 p.m.



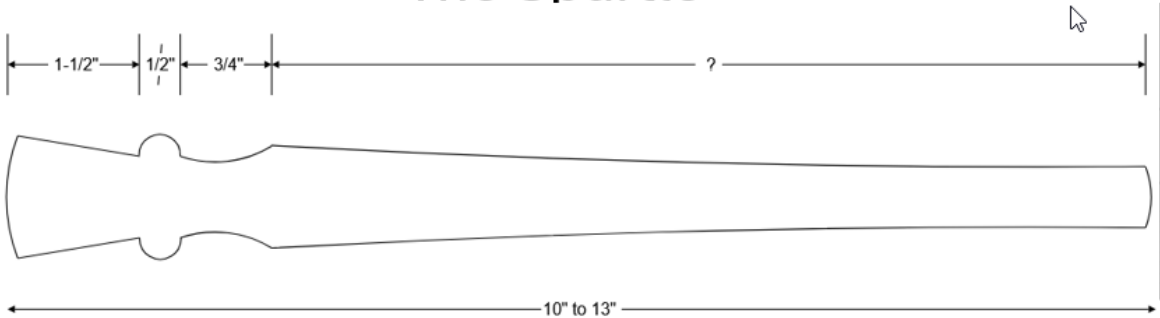
Show and Tell



Empty Bowls

Dean Humphrey's Spurtle and Spatula plans

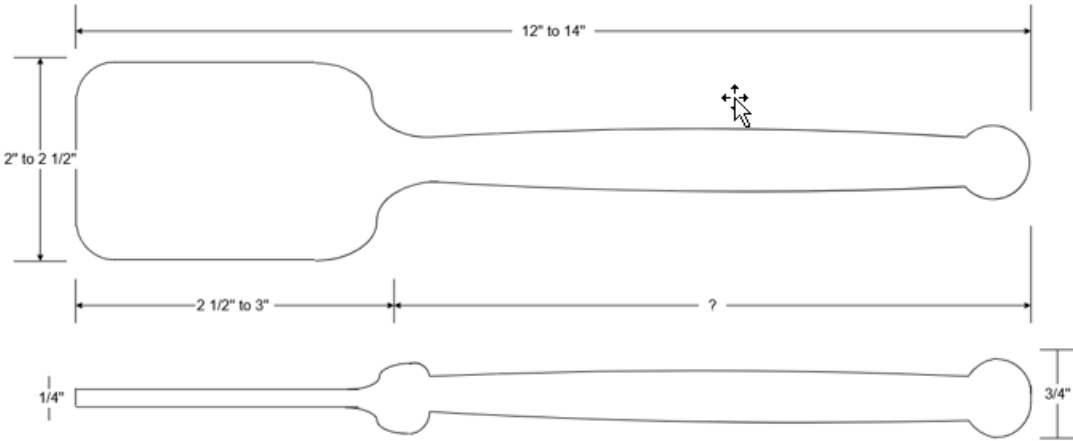
The Spurtle



- The design is up to the cook
- 1" to 1-1/4" square blank recommended

Drawing not to scale

The Spatula



Actual size and design is up to the cook

Drawing not to scale

July Tuesday Demo: August 5, 2025

The July demo had been postponed until after Dean Humphrey's demonstration at the general meeting on August 2nd. Seventeen members met at Dean's shop in Prescott. He had set up three lathes in his shop with a diagram of a spurtle and a spatula nearby and a blackened spindle blank on each lathe. He invited members to go to the lathes and make a spurtle while others observed and asked questions. He also showed the tools he used to round out the shape for a spoon. As people were turning, he made comments and suggestions that were helpful to everyone for any future utensil making. It was particularly helpful to observe and hear comments on making the spatula, which is a more challenging project. The hands-on approach to Dean's demo allowed members to observe a variety of turning techniques and use of tools. Everyone left with some new learnings and perhaps the inspiration to try making some utensils on their own.



Prescott Public Library Display

Prescott Area Woodturners displayed their creative work at the Prescott Public Library from August 1st to August 31st. Members brought their woodturned objects to the library on August 1st, constructed shelves, and filled the area with examples of the creativity and variety of projects members had made during the year. Bob Zimmerman coordinated this display with the library and has already applied for a display for 2026.



Arrangement before closing the doors to the display

PAW August General Meeting: August 23, 2025

President Chuck Brown called the meeting to order at noon to an audience of forty-nine members.

Program Director Ken Allen introduced Larry O'Brien as the member who would give a demonstration on filling cracks with turquoise. Larry began his presentation with a series of slides showing his process before proceeding to demonstrate his techniques for filling cracks and sanding them. The audience was so engaged in Larry's topic that he was frequently fielding questions but still followed his planned demonstration.



Larry buys both medium grade and powdered turquoise from Amazon and mixes them with StickFast epoxy resin, or if it's not available, he also uses DevCon epoxy resin with DevCon 5-minute epoxy hardener. He mixes the epoxy and pushes the turquoise in to combine it, then fills the cracks on his previously hollowed forms while they are still on the lathe. He applies enough material for it to be above the surface of the wood. Larry had filled the larger cracks on his piece and proceeded to demonstrate how to sand them with his orbital sander. He angled and rotated the sander to follow the curves of the form and kept the sander continually moving.



On the inside of the piece, he used a drill with a bit extender that had a 2" diameter sanding pad attached that was covered with a 3" diameter round of sandpaper. He used the lathe index pin to lock the piece in place so he could follow the inside curves of the interior of his hollow form.



After demonstrating the sanding process, Larry proceeded to show the steps he follows in filling the smaller cracks on the piece. He used a paper plate to mix the epoxy resin and pull the powdered turquoise into the epoxy with a wooden stick.

Inside the piece, he would apply blue tape if the epoxy might drip into the inside. He showed how he applied the epoxy and left each one a little proud to be sanded flush with the wood once it dried. After everything has been filled and the piece has been sanded, he prefers to use 4-5 coats of semi-gloss Varathane brand spray-on polyurethane as his final finish.

Larry gave an excellent, informative demonstration that encouraged the most questions and interaction of many recent programs. He will definitely be a good source of support when anyone tries his techniques on their own cracks in their projects.

After the break, Ken Allen gave a safety moment about using a parting tool correctly by cutting a larger width when parting off a piece so that the tool doesn't become trapped in the cut. Bob Zimmerman gave a safety presentation on table saw mistakes and advice on how to use that tool safely. Kickback is the number one hazard and the best preventative action is to think ahead, keep the area clear, be aware of that spinning blade and be safe.

Additional announcements were made including a suggestion that mentors can be helpful to members, a thank you to David Kohler for giving a Segment Pro class at Yavapai College, and a request for someone to step forward for the vice president position next year. Chuck offered to take his photo booth to anyone's home and help them take photos of their work for the Gallery in the club's website.

Show and Tell was another opportunity to learn about members' projects and creativity. Bruce Butler offered to assist members in making a laser tool for hollowing. Phil Brown suggested that Stick n Burn Design Transfer Sheets (<https://welburngourdfarm.com/>) would be helpful to members who enjoy adding woodburning designs to their work. Chuck reminded everyone to not be discouraged when a project doesn't work but to keep learning and trying new



things. The meeting was adjourned at 3:58 p.m. after Spin the Wheel prizes were given out.

PAW Partnership with Yavapai College

By Dean Humphrey, Instructor at Yavapai College

David Kohler Teaches Segmenting Pro Software

On August 13th, several PAW members met at Yavapai College where David Kohler led a workshop on using Segmenting Pro Software (SPS). SPS is a detailed software package which allows turners to build vessels on the computer screen. Users of SPS are able to draw a form, choose wood for the piece, input the number of segments and sizes of segments, build a feature ring and then, with a simple tap of the key, the software provides a colored example, and a complete cut list for the project. Ahhhhh if it were that easy! I for one am still trying to add rings. --Dean



David was excellent in answering questions from members as he slowly walked everyone through the program and its many features. There was consensus after the workshop that further classes on SPS were needed after members went home and “played” with the program. Keep a look out for future workshops like David’s at Yavapai College.





Chips 'n Grits Discussions

Moderated by Bruce Butler

(Wood chips, not potato chips and sanding grits, not hominy grits!)



Bruce chose the topic of ‘The St. Paul Symposium: What We Learned and Think You’d Enjoy Knowing’ for the July 10th Chips ‘n Grits which was attended by 22 members on Zoom. The seven symposium attendees gave an extensive overview of their experiences. They enjoyed talking with a variety of professional demonstrators and learning from their presentations. Nick Cook, Emma Cook and Simon Begg were a few of the favorite demonstrators mentioned by the attendees. During this session, Stop Loss bags, the Instant Gallery at the Symposium, a new approach to coring order, and presentation techniques that the best demonstrators use were discussed. The attendees didn’t care for the focus on embellishment topics rather than woodturning at the symposium nor the emphasis on selling their tools by some of the demonstrators. Also, it was difficult to understand the accents of some international presenters. Many more topics were covered in this interesting session that can be viewed at

<https://www.youtube.com/watch?v=ljhM882Nb9w>.

The August Chips ‘n Grits topic was ‘What’s Your Latest Shop Trick or Efficiency?’ Members shared several helpful tips. Centering bowls on the vacuum chuck is easier if mounted on an adaptor on the tailstock. Magnets as organizers to help with tool placements, chuck keys, hose joints and even lights were discussed by many members. Marking the sizes of the maximum inside and outside sizes on Cole jaws eliminates the need to change the pegs several times before finding the correct placements. Using the spur drive in the chuck can save a step when making a mortise or tenon. Soft jaws or foam tape can help prevent nicks on bowls when placing them in the chuck. Tried and True and Yorkshire Grit were promoted as excellent products for finishing. Uncure works easier than acetone for some members. Saving plastic for dams to add resin to a hole or crack can be helpful but test the plastic first. To learn more, this session can be seen at

<https://www.youtube.com/watch?v=b7uZV8NjyYU>.



Workshops

July 25, 2025 Eight of the WIT members met at Susan Murphy's



shop to learn how to make wooden cupcake boxes, a project that Susan has developed over the past few months. She

worked with Dave Madden to develop a jig for her lathe that allows her router to cut the grooves for the cupcake liner at an angle. She started the session by explaining the process and showing examples of those steps. Susan will be presenting a demonstration of this project at a general meeting in October. The WIT workshop gave her a chance to practice her demo while giving WIT members an opportunity to each make one. Susan supplied ponderosa pine logs for use by members. Each person rounded the piece and marked the spacing for the top and the base of the cupcake. After forming an angled cupcake base, each person was guided through the cutting process with the router on the lathe. Most of the group hadn't used a router before so it was a new experience. By the time the grooves were all formed, the workshop time ended so everyone will present their completed cupcakes at a later date.



August 22, 2025 Eight of the WIT group members met at the Allens' shop to construct Celtic knots on spindles that will be used to make wig stands. Ken Allen was the mentor for this project. He had prepared squared and sanded 12-inch-long spindle blanks and precut and sanded purpleheart inserts for the knots. He collaborated with Heidi and made a sled for the table saw at a 20° angle for the cuts that would be needed for the workshop.

On the day of the workshop, he demonstrated the steps for making the cuts on the table saw and addressed the safety points that would need to be followed when using the sled. Since trimming pieces on the bandsaw would have greater safety concerns, he planned to complete that part of the process while demonstrating it for each person and talking through safety concerns.




During the three-hour workshop, everyone completed the four cuts using the sled on the table saw, glued the inserts into the slots, waited 20 minutes for each insert to dry, observed the trimming process on the bandsaw and sanded off the extra wood to make sure each surface was flat. While glue dried, members did some planning, enjoyed some Show and Tell items, and learned from each other. The thrill of turning it to see the Celtic knot would have to occur at home since the construction process filled the workshop time.





This month's safety talk will be about push sticks and when you should use one. They can be used on bandsaws, router tables, table saws, jointers and anything else that involves pushing wood towards a spinning blade. Use them if your hand is within the firing line and approaching the blade. Use them for small or narrow pieces. They can keep your hands safe and allow you to maintain pressure on a piece to keep control and prevent kickback. There are many commercially available push sticks/blocks but it is just as easy to make your own. YouTube is full of examples and how to videos so just browse and make a variety. I leave them by every machine so they're always handy.

Dan Hall, Safety Chair



AED Addition to PAW

A few months ago, the membership voted to purchase an AED (Automated External Defibrillator) for the club with some of the Mike Adler funds. Ric Davis coordinated the purchase of this device through New Life CPR. He negotiated for a training to be included as part of the purchase so several members would have the necessary training for CPR and emergency situations that might require the need to use the AED. The AED was ordered and received in August 2025.

Fourteen club members took the CPR and AED class given by an excellent instructor, Marc Branski. Everyone hopes that it will never have to be used, but having it available is reassuring. It will be locked in the audio-visual box when PAW is not meeting. Otherwise, it will be placed on top of that box during meetings.



Treasurer Change

In August, Dennis Egan resigned as PAW Treasurer after filling that position for the past seven years. During his time as Treasurer, he served as the cashier for many club sales and initiated the addition of bags with a PAW sticker on them for buyers to proudly carry away their treasures from sales events. He changed the way buyers paid for their items to eliminate any possible thefts from sales. He was responsible for collecting dues, payments for holiday party reservations and any other sales through the years. In addition, his wife Carolyn was a member who attended meetings and events with Dennis. She helped put sales items in bags, substituted in the library when needed and helped with events like the summer picnic. Dennis and Carolyn have been actively involved in the club during their nine years of membership. The club appreciates their contributions and wishes them well as they pursue activities with their church and the railroad club.



Susan Murphy has acted as Assistant Treasurer for the past several months while learning from Dennis. When Dennis announced his resignation, Susan was appointed Treasurer for the rest of the year by the Board of Directors until the next election when she has agreed to run for that position. Susan has been introducing



the use of Zelle to make payments for club dues in addition to the use of checks, cash and credit cards. She has offered to help members learn about Zelle and set it up if they want to use it for future dues payments or the December holiday party. She also set up the Classified Ads for members who want to sell items from their shops. Contact her for assistance with any of these new changes.


LIBRARY NEWS

The PAW library is thrilled to introduce Wood Identification & Use by Terry Porter - a must have for woodworkers, designers and curious minds alike!

This incredible book dives into the fascinating world of over 200 types of wood, complete with stunning photographs that make identification a breeze. Whether you're wondering what that mystery plank in your shop is, or you're choosing the perfect wood for your next project, this guide has you covered.

Discover each wood's unique properties, durability, uses and even potential health risks - so you can work smarter and safer. It's the ultimate tool to elevate your design game and make confident informed choices about the materials you use.

Don't miss out - this exciting new edition is ready to inspire your next creation!



Website News

Website Administrator Jay Loden continues to make the PAW website an interesting place to visit. In July, Bruce Butler was the Member Artist of the Month and Dan Hall was the artist for August. Jay changes that choice each month and draws photos of a member's work from the Gallery. Chuck Brown has volunteered to help members photograph their work to add to the gallery. Please contact him if you'd like help with this.

Jay also posts some interesting links each month for members to follow and learn more about woodturning. Those are listed on the bottom right column of the homepage. Most recently, he posted links to a video on how to make a vase with a twist on it, using resin with a variety of woods and a video that compares spindle and bowl gouges.

The Classified Ads section has grown recently with three pages of items for sale. Check to see if you'd like anything for your shop. Contact Susan Murphy if you have difficulty placing an ad or if you have any questions about the Ads section.

A Mentor Teaches Members

During the Show and Tell session of the August meeting, member Bruce Butler offered to teach members how to make an inexpensive tool to use while turning a hollow form. Ken Allen, Rick Sommerfelt, Chuck Brown, Steve Comstock and Dave Henderson chose to attend Bruce's mentor session in his shop where they each constructed a laser holder for a hollowing gouge and learned how to use it in their own shops.



Member Profiles

Starting last January, this feature began so members could learn more about each other. Each month we've chosen two members (one with over five years and one with under five years of membership) and ask them five questions to help us get to know them better. This month we chose two "Smith" members.



Dave Smith has been a member of PAW for seven years.

1. What has been your Wood Turning journey?

My first experience with turning started in 1964 when I began teaching Industrial Arts in a High School. The lathe in the shop allowed me to turn several lamps. Two years later when I switched to teaching Machine Tool, I no longer had that wood lathe to use. In 2002, I borrowed my wife's father's Shopsmith from her brother. In 2014, I had it set up as a lathe and used it some. It wasn't until we moved to Arizona eight years ago that I got even more interested while watching a PAW member turning on the Square in Prescott. After talking with other members, I joined the Club. It is now three lathes later, and I'm still excited when I see a piece of wood morph into a beautiful bowl.

2. What aspect of the Prescott Area Woodturners club do you value the most?

It's very difficult to pick one reason I value the Club, but it's probably the willingness of members to share their projects and skills.

3. What was your career journey?

My career in Industrial Education began in 1966 when with my BS degree I began teaching Junior High and High School. In 1969, I obtained my MS degree and Vocational Machine Tool Certificate. I retired in 1994, and with my builder's license in hand, supervised Northeast Michigan's Habitat for Humanity builds. When Elaine and I got married in 2001, we built our home then ran our home

improvement business for sixteen years until moving to Prescott Valley. I still dabble in projects here, but on a smaller scale.

4. Can you share with us an interesting fact about you that most don't know?

What most members don't know is that Elaine and I will celebrate our 25th wedding anniversary next April on a 14-day Viking River Cruise to Holland and Belgium.

5. When you are not wood turning, what do you like to do?

When not turning, I enjoy reading and doing small home improvement jobs.



Andy Smith has been a member for one year.

1. What has been your Wood Turning journey?

My woodturning journey began in 2010. I took the class at Yavapai College, which was taught by Brenda back then. I was getting more and more involved in the Ballroom Dance community in Prescott and decided to put woodturning aside for a while so I had time to teach Dance at Yavapai College, Embry Riddle, Adult Center, Downtown Athletic Club, Prescott Racket Club, and other venues. I came back to woodturning in Spring 2022, but also was getting more and more involved in teaching Pickleball, and once again put woodturning aside to pursue this other interest.

I am back to woodturning again, I'm pretty sure for good this time, although I still enjoy other activities such as Metal Sculpture.

2. What aspect of the Prescott Area Woodturners club do you value the most?

What I like most about the PAW is the people. I am so impressed and enthralled by the 'Show & Tell' and the monthly clinics. So much talent, and so many nice folks. I am constantly impressed with the talent and willingness to help and share in this club, and am humbled to be asked to share some of my journey in this profile.

3. What was your career journey?

I taught public school full time (PE & Math) for 36 years, mostly in Maryland, just outside of Washington DC. I taught Ballroom Dance part time for the Ballroom Dance Company of Washington DC.

I have always enjoyed physical activities. Fast Pitch Softball took most of my spare time from 1958 - 1988. I worked my way up from the youth leagues through C-league, B-Industrial League, A and finally AA - League. I started Rock Climbing in 1974 and became a certified Rock-Climbing Instructor, teaching that in the 1980's - 90's during the summers. I climbed Devil's Tower in Wyoming in 1980 with four friends.

I have been teaching Ballroom Dance professionally since 1972. I have been teaching dance at Yavapai College since 2008. This picture is of me with Sheila



Polk, in Prescott's 1st Dancing for the Stars event a few years ago. This event is a fundraiser for the Boy's and Girl's Club. It pairs professional dance instructors with local 'stars', people known in the area. I was the pro paired with Sheila Polk, Prescott County Attorney. We danced an act I choreographed to "I Fought the Law, and the Law Won." The competition was held at The Elks Theatre in Prescott.

4. Can you share with us an interesting fact about you that most don't know?

A half-way interesting thing about me is that I am totally deaf. I have zero natural hearing, but with my bi-lateral cochlear implants I have artificial hearing. It is not natural hearing by a long shot, but it is a Miracle.

5. When you are not wood turning, what do you like to do?

I am looking forward to learning a lot more about woodturning, and excited to know that I have many resources to draw from our PAW club. I want to explore and practice using the Skews and am looking forward to having time to do that once I finish recovering from my recent total knee replacement surgery and the probable other one that I will likely have in January of February of 2026.

Member Anniversaries

This year in the newsletter we are honoring the membership of our club by giving a 'shout out' to the years our members have been devoted to woodturning and the friendships within this group. Throughout the year, there will be a list of members and the number of years they've been invested in this club. This edition will include those who joined during any September and October.

Joined in September:

2005: Twenty years: Larry Dorrell, Jake Naujakas, Jim Winge

2020: Five years: Darrel Jensen

2024: One year: Todd Lyons, Sharon Lyons, Larry Meads

Joined in October:

2006: Nineteen years: John Armstrong, Karel Armstrong, Roger Harlow, Wayne Hunt, Marge Hunt, Dick Kelly, Mary Kelly

2016: Nine years: Dennis Egan, Carolyn Egan

2017: Eight years: Denis Lueders

2018: Seven years: Jack Benson

2019: Six years: Carrol Milburn, Mark Oglesby

2020: Five years: Steve Vaughn

2022: Three years: John Paschal

2024: One year: Shawn Dekalb

Tuesday Breakfasts at Backburner

Tuesday Breakfasts are informal gatherings of PAW members who chat over good food. Topics range from current projects to problems or new-found solutions. Breakfast goers can be found at the Backburner Restaurant in Prescott Valley at 7:00 a.m. on Tuesday mornings. If you want to learn more about these gatherings, contact President Chuck Brown.

The restaurant is set up neatly for the day at 6:55 a.m., but at 7 the PAW members rearrange the room for a time of friendship, good food and a chance to look at the projects that some members bring.



Tables are arranged as a line of members weave their way into the restaurant and fill the area with woodturners who enjoy a good breakfast and conversations.



Projects are passed around, evaluated, appreciated and shared with friends. The closest one in this photo was made by Ken Nelson.



Woodettes Social Group

Marge Hunt, Coordinator

Twelve of us met at Olive Garden on Thursday, July 10. Olive Garden has a full lunch menu. Our long table made it difficult to hear each other, but we managed to learn about books we might like. Show and Tell time shared quilts currently in progress. As much as we like to be waited upon at restaurants, the noise level can be a problem. Next month we will be at the home of Patti Spencer, and I, for one, look forward to the quiet. Patti distributed information about Birthday Party in a Bag that she suggested as a project for that day.



Left to right: Marge Hunt, Diane Comstock, Niki Gean, Marsha Craighead, Mary Ann Bird, Nina Muehleisen, Nancy Hall, Linda Nelson, Carolyn Egan, Sari Butler, Patti Spencer, Kathy Allen

Woodettes met at the home of Patti Spencer on Thursday August 14, 2025. Seven of us gathered around the table to share the Chicken Ceasar Salad that Patti had prepared. The seven of us were pleased to be able to take part in ONE conversation, as opposed to shouting into the ear of the person seated next to you in a crowded restaurant. There was talk of trips, or child-rearing styles then-and-now, and some restaurant reviews. After dessert (a new cake recipe Marge Hunt tried), we adjourned to completing Birthday Bags. We compiled 18 bags (some from women who could not attend the luncheon) that held the makings for a birthday cake as well as birthday plates and napkins. These will be delivered to Prescott Area Shelter Services and the Community Cupboard.

It is always a good day when we are together!



PAW IS GENEROUS

Empty Bowls

Empty Bowls is a fundraiser for local food banks, for which local ceramic and wood artisans donate "empty" bowls. At the August 23rd general meeting, members gathered around the 200 bowls that will be donated to that event. Members can continue to contribute them to Steve Comstock until the day of the event which occurs on September 14 from 11 a.m. to 2 p.m.



L-R: Ric Davis, Ken Allen, Kathy Allen, Steve Comstock, Sharon Lyons, Walt Spencer, Todd Lyons, Mark Oglesby, Susan Kissel, Denis Lueders, Rick Sommerfelt, Bruce Butler, Donna Richardson, Sally Kasner, Bob Scaboo, Ray Schmelter, Ginnie O'Brien, Larry O'Brien, Steve Vaughn, Bob Zimmerman, Jim Winge, John Shirley, Ken Nelson, Steve Copen, Bill Kram, Phil Brown, Joel Brooks, Chuck Brown, Dave Henderson (A few additional artists were absent.)

Beads of Courage

We currently have 8 bowls for Beads of Courage. I have calls out to Phoenix Children's and to Valleywise to determine their needs and storage ability. They usually take about a week to get back to me. If they have low needs (as they are also supplied by the Phoenix club) then the bowls will be sent to BOC Tucson headquarters for broad distribution.

Again, rest assured that over time, these bowls do reach their intended audience, the children. For those of you spending time and creativity making these bowls, the children and I thank you. If you have not made a bowl, consider it as a project that allows your creativity to blossom, and a great gift to a sick child.

--- Bruce Peek

Details on the criteria for making these containers may be found at <https://beadsofcourage.org/bead-bowls/>.



Our club provides beads and cards to members who make these. See Heidi DeFazio in the library for those supplies. Kathy Allen will collect containers for Bruce at any meeting.

Container made by Denis Lueders

Wig Stand Partnership with YRMC

Beginning in January of 2025, the WIT group introduced the wig stand project to PAW members. The wig stands made by PAW are donated to the YRMC Baskin Breast Center through the hospital foundation. So far this year, the club has donated 55 wig stands. An additional eight will be donated in early September. Kate Hanni, the YRMC Foundation coordinator for this project, has expressed her appreciation and has said that recipients are very grateful for these donations. Stands that show the beauty of the wood and pieces that have been embellished are all appreciated. Thank you to members who continue making wig stands for this project.

September Donations:



Supporting Vendors and Member Discounts

The vendors listed below supported us during our recent holiday party.

Please support the following vendors who support us:



A list of the vendors who give discounts to members and how to take advantage of the discounts can be found on our website at this link:

<https://prescottareawoodturners.com/discounts/> You will need to use the password that is provided at the beginning of each year. New members will be given the password after they join the club. To take advantage of these discounts, make sure your dues have been paid for the year.

Upcoming 2025 PAW Club General Meetings and Events

Programs are subject to change as necessary. Notices will be sent by email prior to each meeting. The sales events are tentative dates for the year.

Monthly general meetings are held at Yavapai Exceptional Industries (YEI) located at 6708 Corsair Avenue in Prescott. The meetings begin at noon, but members often gather early for friendly chats and admiration of the Show and Tell table. Please bring a chair when you come to the meeting.

Tuesday demos are held at a variety of locations. Watch for email announcements about each month's events. Tuesday demos are often an extension of the general meeting topics and give members a chance to ask questions or learn more about the topic.

Date	Program or Event
September 11 th	Chips 'n Grits
September 14 th	Empty Bowls
September 26 th	WIT: Candlesticks
September 27 th	IRD: Stuart Batty: Modern Spindle Turning
September 30 th	Tuesday Demo: Gary Frank: Interference Paints
October 9 th	Chips 'n Grits
October 11 th	Farmers Market Sale
October 24 th	WIT: Baby Rattles
October 25 th	Susan Murphy: Cupcake Boxes
October 28 th	Tuesday Demo: Susan Murphy: Cupcake Boxes
November 8 th	Holiday Sale with Spinners and Weavers
November 13 th	Chips 'n Grits
November 14 th	WIT: Holiday Ornaments
November 15 th	Dan Hall: Piercing

November 18 th	Tuesday Demo: Dan Hall: Piercing
December 7 th	Holiday Luncheon
December 20 th	Stocking Stuffer Sale

*IRD = Interactive Remote Demonstration

The online calendar for the Club can be found at
<https://prescottareawoodturners.com/calendar-test/>




The annual PAW holiday luncheon will be held on Sunday, December 7th at the Prescott Resort located at 1500 East Highway 69 in Prescott. The event will begin at 12:30 pm with the meal being served at 1:30 p.m. The club has reserved a larger room this year with a patio until 5:30 p.m. so there is plenty of time for the ornament exchange and relaxing conversations with friends. A camera and projector will be set up so that ornaments can be seen more easily.

Ginnie O'Brien and her committee will have more information at the general meeting on September 27th. An invitation will be sent out early in November. All entrée choices, the number attending and the money for the event will need to be turned in by Friday, November 21st. Entrée choices should be written on the check. Look for more information at the September meeting.

Photo Gallery

This is a collection of some ‘other photos’ that weren’t included in the previous newsletter events sections.





Requested by Spence: a panoramic view of the meeting at YEI



How many woodturners did it take to measure this cabinet?

